

An EAP-Based Mutual Authentication Protocol for WLAN connected IoT devices

Awaneesh Kumar Yadav, *Student Member, IEEE*, Manoj Misra, *Member, IEEE*, Pradumn Kumar Pandey, *Member, IEEE*, Madhusanka Liyanage, *Senior Member, IEEE*

Abstract—Several symmetric and asymmetric encryption based authentication protocols have been developed for the Wireless Local Area Networks (WLANs). However, recent findings reveal that these protocols are either vulnerable to numerous attacks or computationally expensive. Considering the demerits of these protocols and the necessity to provide enhanced security, a lightweight Extensible Authentication Protocol (EAP)-based authentication protocol for WLAN-connected IoT devices is presented. We conduct an informal and formal security analysis to ensure robustness against the attacks. Furthermore, the empirical performance analysis and comparison show that the proposed protocol outperforms its counterparts, reducing computational, communication, storage costs, and energy consumption by up to 99%, 80%, 91.8%, and 98%, respectively. Simulation results of the protocol using the NS3 and its overhead under unknown attacks demonstrate that the proposed protocol performs better in all scenarios. A prototype implementation of the protocol has also been tested to evaluate its feasibility in real-time applications.

Keywords—Authentication, Extensible Authentication Protocol, Formal Verification, Network Security, WLAN.

I. INTRODUCTION

We are rapidly moving towards a smart world where almost everything will be digital. The Internet of Things (IoT) is the next phase of technological revolution which is rapidly evolving towards a smart world where the dependence of connected things on wireless and mobile technology will be inevitable. This is due to the fact that IoT applications such as Smart city, Health monitoring, Smart homes, Smart factories, Smart grid, Hospitality and Tourism in real life are changing the way we go about every societal function. With the recent influx of low-cost WLAN-capable smart IoT gadgets, our reliance on WLAN technology has grown even more [1] [2]. WLAN is widely regarded as an insecure public network because of open-air broadcasting. Any unknown user can intercept or access WLAN communication between communicating parties. As a result, the security of the WLAN (especially authentication) is a severe concern. To resolve this concern, a robust authentication method is required to prevent illegal network access and ensure that only authorized users have access to the network [3]. Authentication is a method

of confirming an entity's identity when accessing a resource [4], [5]. The WLAN security architecture is defined by IEEE 802.11i, which outlines the flexible key hierarchy and key exchange between the IoT Device (D) and the Authentication Server (AS). IEEE 802.11i employs IEEE 802.1x, a secure and reliable authentication framework for establishing a secure connection between the D and AS with the help of AP . The IEEE 802.1x architecture uses the EAP framework for a trustworthy base and message exchange [6], [7].

Extensible Authentication Protocol (EAP) is a framework for facilitating a variety of WLAN authentication techniques known as EAP methods, and RFC-3748 [8] contains a detailed description of the EAP framework. Several authentication methods that employ the EAP architecture have been developed and are commonly used in WLANs. However, all these existing protocols fail to protect from newly identified attacks, such as privileged insider attack, traceable attack, ephemeral secret leakage. Apart from that, most of the authentication protocol does not support the fast reconnect protocol for quick re-authentication, and all the symmetric-based authentication schemes require the secure channel during the registration phase. Therefore, there is a pressing need to design an authentication mechanism that protects from newly identified attacks, supports fast reconnect, eliminates the secure channel requirement, and is suitable for ultra-low-cost IoT devices.

A. Motivation and Contributions

The increasing use of IoT devices has necessitated the design of security mechanisms for IoT applications. Generally, IoT devices that require moderate bandwidth use WLAN for communication. However, security (notably authentication) continues to be a significant impediment to WLAN adoption. Therefore, to secure the communication between the D and AS , several symmetric and asymmetric encryption-based authentication protocols have been proposed, with the majority of them relying on the EAP architecture. Asymmetric encryption-based authentication protocols offer excellent security but come at a high cost, making them unsuitable for ultra-low-cost IoT devices [9]–[13]. In order to address the cost issue, several symmetric encryption-based authentication protocols are proposed. However, some recent findings [14], [15] reveal that although these protocols are lightweight but do not ensure the prominent security features such as perfect forward secrecy, identity protection, protection from traceability attack, privileged insider attack protection, ephemeral secret leakage, and many of them do not support fast reconnect for quick re-authentication. To the best of our knowledge, all

Awaneesh Kumar Yadav, Manoj Misra and Pradumn Kumar Pandey are with the Department of Computer Science and Engineering, Indian Institute of Technology Roorkee, Roorkee, Uttarakhand, India (email: [akumaryadav, manoj.misra, pradumn.pandey]@cs.iitr.ac.in).

Madhusanka Liyanage is with the School of Computer Science, University College Dublin, Ireland and Centre for Wireless Communications, University of Oulu, Finland (email: madhusanka@ucd.ie).

This work is partly supported by Academy of Finland in 6Genesis Flagship (grant no. 318927) Project, SFI Connect Center (13/RC/2077_P2), and INDIFICORE Project.

the symmetric encryption-based authentication protocols [9]–[13] need a secure channel during the registration process. However, this is only achievable in private premises such as smart homes, smart factories, smart firm etc., and finding a secure channel is infeasible in public places such as smart hospital, smart shops, etc.

This paper proposes a symmetric key-based authentication and key agreement protocol and shows that authentication and key agreement method relying solely on symmetric key-based operations can offer the same amount of security features as provided by asymmetric key-based methods and at a much lower cost. Further, the proposed method does not need a secure channel during the registration process, which was only possible with the public key-based protocols till date.

The key contributions of this paper are as follows

- 1) We design a symmetric key-based authentication method that provides the same level of security as public key-based authentication and key agreement protocols.
- 2) The proposed method removes the necessity of a secure channel during the registration phase. To the best of our knowledge, this is the first symmetric encryption-based protocol that does not require a secure channel at the time of registration. This feature may be essential for the services such as smart hospitals, smart shops, smart transport etc., where users may have to register in the absence of a secure channel.
- 3) The informal and formal (i.e., BAN logic, and Scyther tool) security analysis are conducted to confirm that the proposed protocol offers all the identified security features and securely generates the secret parameters.
- 4) The empirical performance analysis and comparison demonstrate that the proposed protocol outperforms its counterparts in terms of computational, communication, storage costs, and energy consumption. Furthermore, we compute the overhead under unknown attacks and do simulations using the NS3 tool, which shows that the proposed protocol performs better in all parameters.
- 5) A prototype implementation of the proposed protocol is done to show its feasibility in real time application.

In Section II, we summarise the existing literature on authentication in WLAN, including the research gaps. Section III discusses the preliminaries and backgrounds used in the paper. Section IV presents the proposed protocol for mutual authentication. Furthermore, informal and formal security analysis of the proposed protocol is discussed in Section V and Section VI. The performance of the proposed protocol is shown in Section VII. Section VIII shows the prototype implementation followed by the conclusion in Section IX.

II. RELATED WORKS

The EAP framework has been used to create a variety of authentication methods. These protocols can be divided into two groups: a) EAP protocols based on certificates; b) EAP protocols based on strong passwords.

A. EAP protocols based on certificates

D and AS both utilise certificates to confirm their legitimacy in certificate-based EAP techniques. To establish a

reliable authentication approach, EAP-TLS [16] method was presented. For authentication, this protocol uses certificates. However, it is computationally costly and necessitates a large number of message exchanges. As a result, resource constrained IoT devices cannot use this authentication approach. EAP-TTLS [17] was developed in response to the constraints of EAP-TLS. Though it also uses certificates but unlike EAP-TLS, EAP-TTLS, only requires a server-side certificate rather than a client-side certificate. It, however, falls short of the cost-cutting goal. As an alternative N Cam-Winget [18] provided an authentication mechanism. When automatic PAC provisioning is enabled, it provides strong protection but fails to save cost and is unable to hide the credentials from the attacker. Shajoi et al. [19] proposed an authentication approach that improves the security of EAP-TLS while incurring a higher cost than EAP-TLS. Pawan et al. [14] presented an authentication paper that establishes a connection using a combination of certificates and pre-assigned replies. Moriarty et al. [15] proposed an extended version of EAP-TLS to facilitates the identity protection.

B. EAP protocols based on strong passwords

In the strong password-based EAP approaches, D and AS convince each other that they know a secret without really disclosing it. Omar et al. [20] provided a user authentication strategy that also includes a mechanism for key creation, however their scheme lacks the ability to quickly reconnect. An authentication solution for IEEE 802.11 wireless LANs was presented by Younes et al. [21]. Their approach employs asymmetric public-key encryption and complies with all of the RFC-4017 specifications. Additional security needs, such as DoS attacks, perfect forward secrecy, and lightweight processing, are not met. In the WLAN context, Chan et al. [9] created a user authentication system. Though, it is lightweight but prone to replay attack. Amit et al. [11] proposed a technique that claims to relieve server's burden while also meeting all security requirements. An authentication protocol was proposed by Pandey et al. [10]. The fast reconnect mechanism and key generation aren't specified in their protocol. Biswanath et al. [12] presented an EAP authentication system for WLANs that uses dynamic keys. Awaneesh et al [13] proposed an authentication mechanism that ensures perfect forward secrecy and identity protection. To address these challenges, the elliptic curve cryptography (ECC) [3], [22], [23] based authentication are proposed in the literature. However, the scheme provides the protection from several type of attack excepts ephemeral secret leakage and is computationally high.

C. Research gaps in the existing authentication schemes

We observed the following flaws in the existing protocols.

- Secure channel assumption: None of the existing symmetric encryption based techniques [9]–[13], [15], [20], [21] assume insecure channel between D and AS during the registration phase.
- Protection from Traceable attack : All existing scheme [9]–[14], [16]–[21] fail to provide the protection from traceable attack.

- Identity protection: The majority of authentication schemes [9]–[13], [16], [20], [21] do not protect identity of D and AS .
- Perfect forward secrecy: The majority of symmetric authentication protocols [9]–[12], [20], [21] fall short of providing perfect forward secrecy.
- Privileged insider attack protection: Privileged Insider attack prevention is not included in any of the existing symmetric encryption based authentication protocols [9]–[13], [15], [20]–[22].
- Ephemeral secret leakage: The authentication protocols [3], [10], [11], [13] do not provide protection from ephemeral secret leakage.
- Fast-reconnect: Majority of the authentication protocol do not support [9], [10], [12]–[14], [19], [22] fast reconnect for quick re-authentication.

III. PRELIMINARIES AND BACKGROUND

The background used in the paper is discussed in this section.

A. Network model

WLAN is a wireless communication network that allows devices to access the network services in a specific range. It is commonly utilized because of its ease of installation. The user can wander throughout the region while staying connected to the WLAN [6]. Fig 1 represents the network model for IoT-WLAN that involves three entities:

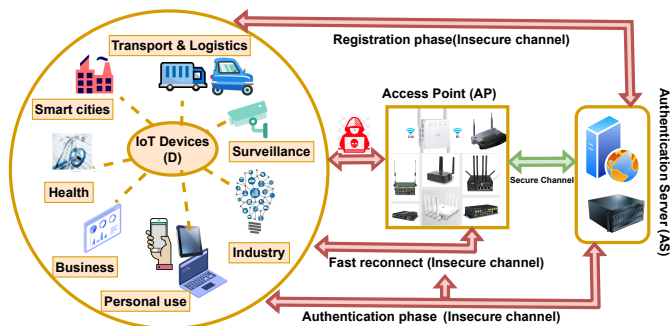


Fig. 1: Network model for IoT-WLAN

- IoT devices (D): that require network access, such as a smartphone, smartwatch, or tablet.
- Access Point (AP): serves as a connection point between the device and the authentication server.
- Authentication Server (AS): operates as a backend server in charge of authenticating the device.

When any user or client wants to access the network using the IoT devices then first it need to establish a secure connection. To establish a secure connection, authentication is required between the device and authentication server. During authentication, the device and the authentication server verify their authenticity; if they are confirmed to be genuine, the authentication server permits the device to connect to the network via a certain access point within a certain range.

B. Threat model

We use the widely established “Delev-Yao (DY) [24] and CK-adversary [25] threat model” to test the resilience of the developed protocol. In our threat model, the adversary has the following capabilities.

- 1) The adversary has complete control over the communication sent over the open wireless channels and can read, delete, or change the messages sent over the wireless channels. Adversary can also insert valid communications.
- 2) As it is a “computationally infeasible task” to guess multiple values at once, such as identity and password at the same time, the adversary can only guess one value in polynomial time.
- 3) Adversary has the ability to intercept messages from many sessions and launch a traceability attack.
- 4) Adversary has the ability to act as a middleman and launch a man-in-the-middle attack.

C. Design goals

The following are the security goals that the designed authentication technique must meet.

- Mutual authentication: It specifies that communicating parties (D and AS) must verify each other’s validity before transferring any confidential or personal information.
- Identity protection: To support identity protection, communicating parties’ identities should not be sent in plain text via an insecure public channel.
- Perfect forward secrecy: It assures that even if the attacker has the long-term credentials, he or she will not be able to retrieve the earlier session keys.
- Replay attack protection: The usage of nonce or timestamp in the protocol is highly suggested to enable replay attack prevention.
- Protection from Ephemeral secret leakage attack: The session key cannot be obtained even if the attacker has the short-term credentials used in the authentication session.
- Protection from Privileged insider attack: If an insider or an attacker gains access to sensitive data of the device, it is hard to get the secret credentials.
- Protection from Traceable attack: It is impossible for an attacker to determine that two different authentication requests are sent by the same device.

IV. PROPOSED PROTOCOL

This section presents an effective and robust authentication protocol for WLAN communication that overcomes the existing authentication protocols’ limitations and security flaws. There are the following three phases in the proposed protocol

- 1) Registration phase: During the registration phase, D and AS exchange their secrets using insecure channel.
- 2) Mutual authentication phase: With the help of AP , D and AS confirm their legitimacy and securely procure the session key for data confidentiality and integrity.
- 3) Fast reconnect phase: When D is detached from an access point due to a network fault and wishes to

reconnect with a frequently visited AP, it can quickly reconnect utilizing fast reconnect credentials without having to go through the entire authentication process.



Fig. 2: Flowchart for proposed protocol

A. Registration phase

To utilise AS 's services, D must first register by entering its identifier and password. This phase is carried out using an insecure public channel, and the steps are outlined below.

- D chooses identity UID , password PW and random number R_1 . Afterwords it compute $D_1 = E_{K'_m}(UID \parallel PW \parallel R_1)$ using public key K'_m of AS and forwards $\langle D_1 \rangle$ to AS .
- Upon receiving $\langle D_1 \rangle$, AS decrypts $D_{K'_m}(D_1)$ using private key K_m and checks the database that UID exists. If it exists then AS notify to D to send another request with a different identifier otherwise AS selects key k, p random number R_2 and compute $Z_{UID} = E_{K_S}(UID \parallel R_2)$, $D_2 = E_{R_1}(k \parallel p \parallel SID \parallel Z_{UID})$. It then sends $\langle D_2 \rangle$ and store the $\langle PW, UID, SID, k, p \rangle$ into his database.
- When D receives $\langle D_2 \rangle$ then it decrypt message $D_{R_1}(D_2)$ and save credentials into his database in encrypted form $J = E_{PW}(k, p, SID, Z_{UID})$ using the PW .

B. Authentication phase

The mutual authentication procedure between D and AS is carried out during this phase which allows both parties to share a session key that will be used to encrypt future data sent across the network. We assume that the connection between D and AP is unsafe, whereas the connection between AP and AS is secure in our work. We assume that the clocks of D , AP and AS are synchronized as assumed by many other researchers [3] [4].

Table I summarises the symbols and abbreviations used in the paper, Fig.2 describes the flowchart of the proposed protocol, Algorithm-1 and Algorithm-2 describes the pseudo-code of the proposed authentication protocol and Fig.3 provides a detailed description of the authentication process.

TABLE I: Notations and Meanings

Notations	Meanings
D, UID	IoT device and identity of device
AP, K_S	Access-Point and Secret common key used by AS
AS, SID	authentication-server and identity of AS
$k, p, L, p_n \& SK$	short-term keys& session key
K_m, K'_m	private key of AS and public key of AS
Z_{UID}, PW	masked identity of device and Password
H, TK	hash function and temporary key for fast reconnect
$T_1, T_2, T_3, T_4 \& r_1, r_2, R_3, R_2$	time stamps& random numbers

- $D \rightarrow AP$: When D wants to access network services then it decrypts the $D_{PW}(J)$ to extract the stored credentials (k, p, SID, Z_{UID}) . Afterword, it select time-stamp T_1 , random number r_1 and computes the $CH =$

$E_{k \oplus p}(UID \parallel T_1 \parallel r_1)$ and forwards $\langle CH, T_1, Z_{UID} \rangle$ to AP .

- $AP \rightarrow AS$: AP forwards this message $\langle CH, T_1, Z_{UID} \rangle$ to AS .
- $AS \rightarrow AP$: Upon receiving the message $\langle CH, T_1, Z_{UID} \rangle$, AS gets time-stamp T_2 to verify the freshness of received message by checking the freshness condition $(T_2 - T_1 < T)$. Afterwords AS decrypts $D_{K_S}(Z_{UID})$ using secret key K_S to get identifier UID and based on that it extract store credentials (k, p, PW, SID) into his database. It then decrypts $D_{k \oplus p}(CH)$ to obtain (UID, T_1, r_1) and compare $(UID == UID*, T_1 == T_1)$, if matches then choose new key p_n , random number r_2, R_3 and compute $Z_{UID}^{new} = E_{K_S}(UID \parallel R_3)$, $RCH = E_{k \oplus p}(SID \parallel T_2 \parallel p_n \parallel r_2 \parallel r_1 \parallel Z_{UID}^{new})$. After computing RCH , it updates p by p_n and forwards $\langle RCH, T_2 \rangle$ to AP .
- $AP \rightarrow D$: AP forwards this message $\langle RCH, T_2 \rangle$ to D .
- $D \rightarrow AP$: When D receives $\langle RCH, T_2 \rangle$, get time-stamp T_3 and verify the freshness of the received message by checking $(T_3 - T_2 < T)$. If it matches then it decrypts $D_{k \oplus p}(RCH)$ to obtain credentials $(SID, T_2, p_n, r_2, r_1, Z_{UID}^{new})$ and compare $(SID == SID*, r_1 == r_1*)$, if matches then D believes that AS is authentic and select new key L , updates p by p_n to compute $RES_1 = E_L(PW \parallel T_3 \parallel r_2)$, $RES_2 = E_p(L \parallel T_3 \parallel r_2)$. After computing RES_1, RES_2 , D updated k by L and forwards $\langle RES_1, RES_2, T_3 \rangle$ to AP .
- $AP \rightarrow AS$: AP forwards this message $\langle RES_1, RES_2, T_3 \rangle$ to AS .
- $AS \rightarrow AP$: After receiving the messages $\langle RES_1, RES_2, T_3 \rangle$ from the AP , AS gets time-stamp T_4 and verify the freshness of the received message by checking $(T_4 - T_3 < T)$. If it matches then decrypts (i.e., $D_p(RES_2)$) to obtain the L . After getting L , it decrypts $D_L(RES_1) = (PW, T_3, r_2)$ and compare $(PW == PW*, r_2 == r_2*)$, if it matches then it believe that D is authentic and selects a temporary new identity ID_{new} for D (i.e., D will use this identity during the fast reconnect authentication process), and lease time (LT) for the session key. (i.e., defines the temporary key expiry time and also ensures that this is unique for every D) and compute $SK = H(r_1 \oplus r_2 \oplus PW \oplus SID)$, $CH_F = E_{L \oplus p}(SK \parallel LT \parallel T_4 \parallel ID_{new} \parallel TK)$. After computing CH_F , AS updates k by L , store $\langle L, p \rangle$ and forwards $\langle CH_F, TK, LT, ID_{new}, T_4 \rangle$ to the AP .
- $AP \rightarrow D$: When AP receives the message $\langle CH_F, TK, LT, T_4, ID_{new} \rangle$, it saves (TK, LT, ID_{new}) into its database and passes the $\langle CH_F, T_4 \rangle$ to D .
- After receiving the message $\langle CH_F, T_4 \rangle$ from AP , D selects the timestamp T_5 to verify the freshness condition $(T_5 - T_4 < T)$, if matches then decrypts the message $D_{L \oplus p}(CH_F)$ to obtain the credentials (LT, ID_{new}) and saves the credentials $(SK, LT, ID_{new}, TK, p, L, Z_{UID}^{new})$ for further communication.

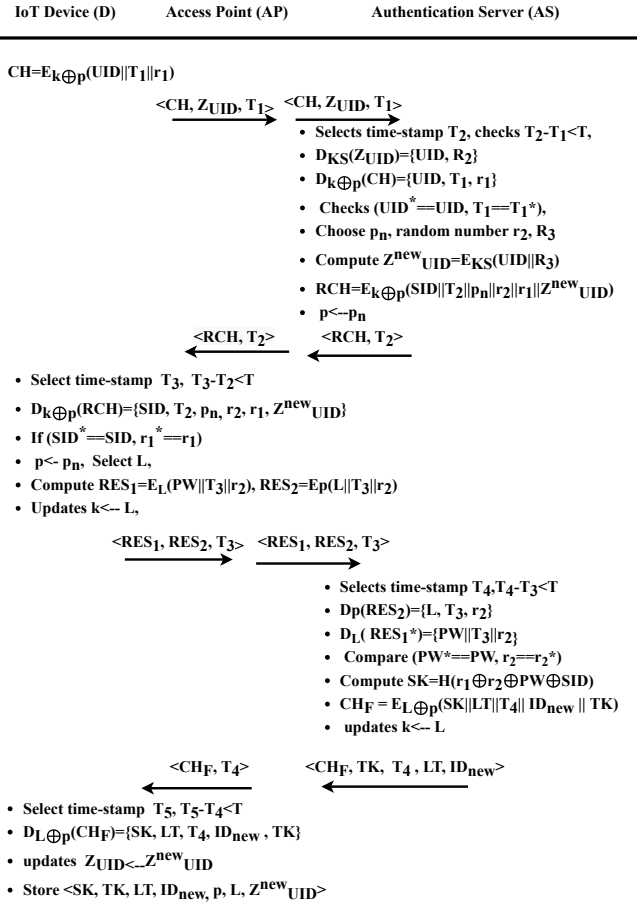


Fig. 3: Proposed Protocol

C. Proposed protocol for fast reconnect

When D is disconnected from AP due to some network issue and wants to rejoin again with frequently visited AP , it can easily connect with the network using fast reconnect credentials without requiring the full authentication process (i.e., Mutual authentication protocol between D and AS will not be invoked again).

- $D \rightarrow AP$: D selects time stamp T_1 and random number r_1 to compute the $R_{auth} = E_{TK}(T_1 || r_1 || ID_{new} || LT)$. After computing the R_{auth} , it forwards $\langle R_{auth}, T_1, LT \rangle$ to AP .
- $AP \rightarrow D$: Upon receiving message $\langle R_{auth}, T_1, LT \rangle$ from D , AP gets timestamp T_2 and a random number r_2 . It then verifies the freshness condition ($T \geq T_2 - T_1$), if the freshness condition holds then it searches the pair (ID_{new}, TK) into its database based on the received LT . After that it decrypts the $D_{TK}(R_{auth})$ to obtain the credentials (T_1, r_1, LT, ID_{new}) . These credentials are compared with the stored credentials $(T_1 = T_1^*, ID_{new} = ID_{new}^*, LT = LT^*)$, if they match then AP believes that D is authentic and computes the $R_{auth} = E_{TK}(T_2 || r_2 || TSK)$, and Temporary session key $TSK = H(ID_{new} || r_1)$. After computing the R_{auth} , AP forwards the $\langle R_{auth}, T_2 \rangle$ to D .

- $D \rightarrow AP$: After receiving message $\langle R_{auth}, T_2 \rangle$ from the access point, D selects the timestamp T_3 to verify the freshness of the message by checking the freshness condition $T \geq T_3 - T_2$, if it holds then it decrypts the $D_{TK}(R_{auth})$ to obtain the credentials (T_2, r_2, TSK) . It then computes the temporary session key $TSK = H(ID_{new} || r_1)$, and compares the obtained credentials with its own credentials $(T_2 = T_2^*, TSK = TSK^*)$. If they match then it believes that AP is authentic and forwards the successful message to AP .

Algorithm 1 Executed by IoT device D

Input: Value stored at D
Output: $SK = r_1 \oplus r_2 \oplus PW \oplus SID$

- Step-1.** Select random number r_1 , get the timestamp T_1 ;
- compute $CH = E_{k \oplus p}(UID || T_1 || r_1)$;
- send $\langle CH, Z_{UID}, T_1 \rangle$ to AP ;
- Step-2.** */*Wait for the message from AP */*
- receive $\langle RCH, T_2 \rangle$ from AP ;
- /* message received, go ahead*/*
- get current timestamp T_3 ;
- if** $((T_3 - T_2 < T) \& \& (SID == SID^*) \& \& (r_1 == r_1^*))$
then
- $p \leftarrow p_n$;
- Select L ;
- $RES_1 = E_L(PW || T_3 || r_2)$;
- $RES_2 = E_p(L || T_3 || r_2)$;
- send $\langle RES_1, RES_2, T_3 \rangle$ to AP ;
- else**
- ABORT;
- Step-3.** */* Wait for the message from AP*/*
- receive $\langle CHF, T_4 \rangle$ from AP ;
- /* message received, go ahead*/*
- get current timestamp T_5
- if** $((T_5 - T_4 < T)$ **then**
- $SK = H(r_1 \oplus r_2 \oplus PW \oplus SID)$;
- $Z_{UID} = Z_{UID}^{new}$;
- return** SK ;

V. INFORMAL ANALYSIS

In this part, we examine the security of proposed Mutual authentication protocol informally, demonstrating that it has additional security characteristics.

Proposition 1. The proposed protocol facilitates the mutual authentication.

Proof. When D receives message $\langle RCH, T_2 \rangle$ from the AS , D decrypts message $\langle RCH \rangle$ and verifies the credentials $(SID^* == SID \& r_1^* == r_1)$. If credentials are matched, D believes that AS is authentic. Otherwise, it terminates the authentication process. On the other hand, when AS receives message $\langle RES_1, RES_2, T_3 \rangle$, it decrypts message and compares the credentials $(r_2^* == r_2, PW^* == PW)$; if they match, AS believes that D is authentic. Thus, our proposed protocol facilitates mutual authentication.

Proposition 2. The proposed protocol for mutual authentication is resilient against Identity protection and

Algorithm 2 Executed by Authentication Server AS

Input: Value stored at AS
Output: $SK = r_1 \oplus r_2 \oplus PW \oplus SID$

- 1: **Step-1.** */*Wait for the message from D */*
- 2: receive (CH, Z_{UID}, T_1) ;
- 3: */* message received, proceed */;*
- 4: get current timestamp T_2 ;
- 5: **if** $((T_2 - T_1 < T) \&\& (UID == UID^*) \&\& (T_1 == T_1^*)) = True$ **then**
- 6: compute $RCH = E_{K \oplus p}(SID \parallel T_2 \parallel p_n \parallel r_2 \parallel r_1 \parallel Z_{UID}^{new})$;
- 7: $p \leftarrow p_n$;
- 8: send (RCH, T_2) to AP ;
- 9: **else**
- 10: ABORT;
- 11: **Step-2.** */* Wait for the message from D */*
- 12: receive (RES_1, RES_2, T_3) ;
- 13: */* message received, go ahead*/*
- 14: get timestamp T_4 ;
- 15: **if** $((T_4 - T_3 < \Delta T) \&\& (PW == PW^*) \&\& (r_2 == r_2^*))$ **then**
- 16: compute $SK = H(r_1 \oplus r_2 \oplus PW \oplus SID)$;
- 17: compute $CH_F = E_{L \oplus p}(SK \parallel LT \parallel T_4 \parallel ID_{new} \parallel TK)$;
- 18: $k \leftarrow L$;
- 19: sends (CH_F, T_4) ;
- 20: **else**
- 21: ABORT and goto Step-1;
- 22: **return** SK ;

Traceable attack.

Proof. The D and AS identities are always exchanged in masked form in the proposed protocol. Identity of D is exchanged in masked encrypted form as Z_{UID} . Server's identity is also exchanged in encrypted form in RCH . As a result, collecting the exchanged messages will not provide any information regarding the identity of the communicating parties. Further D 's encrypted masked identity is changed after each successful authentication session to Z_{UID}^{new} . So, even if attacker captures the messages from multiple sessions he can not link the messages of one session to another session.

Proposition 3. The proposed protocol is resilient against ephemeral secret leakage (ESL) attack.

Proof. If the attacker gets access to the ephemeral secrets r_1 and r_2 , he will be unable to compute the session key $SK = H(r_1 \oplus r_2 \oplus PW \oplus SID)$ since the attacker can only do so if he has access to long-term credentials (PW, SID). The session key is calculated using both long and short term credentials, and obtaining both is computationally impossible. As a result, our proposed protocol is resilient against ephemeral secret leakage (ESL) attack.

Proposition 4. The proposed protocol ensures Perfect Forwards Secrecy.

Proof. If an attacker obtains long term credentials (UID, PW, SID), he will be unable to obtain session key $SK = H(r_1 \oplus r_2 \oplus PW \oplus SID)$ because an attacker can

only obtain r_1 and r_2 if he has (k, p) , which have already been replaced by new keys (L, p_n) after successful authentication. As a result, even if an attacker has (UID, PW, L, p_n, SID) , getting (SK) is difficult. As a result, our proposed protocol ensures perfect forward secrecy.

Proposition 5. The proposed protocol is resilient against the Replay attack.

Proof. The proposed protocol utilizes timestamps to verify the freshness of the exchanged messages (i.e., $(CH, T_1, Z_{UID}), (RCH, T_2), (RES_1, RES_2, T_3), (CH_F, T_4)$) by checking the freshness condition $(T_i - T_{i-1} < T)$. If it matches then it believes that message is fresh otherwise abort the process. Hence, this implies that our proposed protocol is resilient against the Replay attack.

Proposition 6. The proposed protocol is resilient against Privileged insider attack .

Proof. If an attacker gains access to D 's database or eavesdrops stored credentials, he will be unable to retrieve the secrets since they are encrypted with PW , which is kept in a secure location. So, the proposed protocol is resilient against privileged insider attack.

Proposition 7. The proposed protocol is resilient against jamming / desynchronization attack.

Proof. D or AS may abort and re-initiate the authentication process at any step either because the freshness condition is not met or because credentials in the received message do not match with stored credentials. This may lead to a situation where after abort keys k and p with D and AS do not match. To handle this scenario D and AS make a copy of k and p before starting the authentication process. D and AS discard these copies only when they are sure that the authentication process has been successfully completed. As stated earlier, the channel between D and AP is not secure but reliable. D , after successfully receiving CH_F , sends an ACK to AP . It then waits for a time T . If no re-transmission is received, it discards the copies of k , and p . AP then informs AS , and AS also discards copies of k and p . In all other cases, D and AS revert back to copies of k and p saved before starting the authentication process.

VI. FORMAL ANALYSIS

In this section, we use BAN logic [26] and Scyther tool [27] to perform a formal analysis of the proposed protocol.

A. Security Verification using BAN logic

D and AS are the communicating agents, V is the statement and K is the key. The notations used to define the BAN logic and assumptions for the proposed protocol are shown in Table II.

- For the protocol's initial state, the following assumptions apply:

$$R_1 : D \mid \equiv D \stackrel{k}{\leftrightarrow} AS, R_2 : D \mid \equiv D \stackrel{p}{\leftrightarrow} AS$$

$$R_3 : D \mid \equiv \#(T_2), R_4 : D \mid \equiv \#(T_4)$$

$$R_5 : D \mid \equiv D \stackrel{L}{\leftrightarrow} AS, R_6 : D \mid \equiv AS \Rightarrow p_n$$

$$R_7 : AS \mid \equiv D \stackrel{k}{\leftrightarrow} AS$$

$$R_8 : AS \mid \equiv D \stackrel{p}{\leftrightarrow} AS, R_9 : AS \mid \equiv \#(T_1)$$

TABLE II: BAN notations and formulas

Symbol	Description
$D \models V, D \triangleleft V$	D believes V , D receives V
$D \sim V, D \Rightarrow V$	D once sent V , D has full control over V
$\#(V), \langle V \rangle_K$	V is fresh, V is combined with K
$\{V\}_K, D \equiv D \xrightarrow{K} AS$	V is encrypted with K , D believes that K is shared between D and AS .
$\frac{D \models D \xrightarrow{K} AS, D \triangleleft \{V\}_K}{D \models AS \sim V}$	Message Meaning (MM) Rule
$\frac{D \models \#(V), D \models AS \sim V}{D \models AS \equiv V}$	Timestamp Verification (TV) Rule
$\frac{D \models AS \Rightarrow V, D \models AS \sim V}{D \equiv V}$	The Jurisdiction Rule (JR)

$$R_{10} : AS \models \#(T_3), R_{11} : AS \models D \Rightarrow L$$

$$R_{12} : D \models AS \Rightarrow (D \xrightarrow{SK} AS), R_{13} : AS \models D \xrightarrow{p_n} AS$$

$$R_{14} : AS \models D \Rightarrow (D \xrightarrow{SK} AS), R_{15} : AS \models D \xrightarrow{SID} AS$$

- The proposed protocol's security goals are:
 $AS \models (D \xrightarrow{SK} AS), D \models (D \xrightarrow{SK} AS)$
- Idealized form of the proposed protocol:
 $M_1 : D \rightarrow AS : (UID \parallel T_1 \parallel r_1)_{k \oplus p},$
 $M_2 : AS \rightarrow D : (SID \parallel T_2 \parallel r_1 \parallel r_2 \parallel D \xrightarrow{p_n} AS)_{k \oplus p},$
 $M_{3.1} : D \rightarrow AS : (PW \parallel T_3 \parallel r_2)_L,$
 $M_{3.2} : D \rightarrow AS : (r_2 \parallel T_3 \parallel D \xrightarrow{L} AS)_{p_n},$
 $M_4 : AS \rightarrow D : (LT \parallel ID_{new} \parallel TK \parallel T_4 \parallel AS \xrightarrow{SK} D)_{L \oplus p}.$

1) Validation and derivation of security goals:

- Based on R_7 and R_8 , we apply *MM* rule on M_1

$$S_1 : AS \models D \sim M_1$$

- Based on R_9 , and S_1 , we apply *TV* rule on M_1 ,

$$S_2 : AS \models D \equiv (UID, r_1)$$

- Based on R_1 and R_2 , we apply *MM* rule on M_2

$$S_3 : D \models AS \sim M_2$$

- Based on R_3 and S_3 , we apply *TV* rule on M_2

$$S_4 : D \models AS \equiv (SID, p_n, r_2, r_1),$$

- Based on R_6 , and S_4 , we apply *JR* rule on M_2

$$S_5 : D \models D \xrightarrow{p_n} AS,$$

- Based on R_{13} , we apply *MM* rule on $M_{3.2}$

$$S_6 : AS \models D \sim M_{3.2}$$

- Based on R_{10} , and S_6 , we apply *TV* rule on $M_{3.2}$

$$S_7 : AS \models D \equiv (r_2, D \xrightarrow{L} AS),$$

- Based on R_{11} , and S_7 , we apply *JR* rule

$$S_8 : AS \models D \xrightarrow{L} AS$$

- Based on S_8 , we apply *MM* rule on $M_{3.1}$

$$S_9 : AS \models D \sim M_{3.1}$$

- Based on R_{10} , and S_9 , we apply *TV* rule on $M_{3.1}$

$$S_{10} : AS \models D \equiv (PW, r_2),$$

- Based on R_{15} , S_2 , S_{10} and $SK = (r_1 \oplus r_2 \oplus PW \oplus SID)$, we can infer S_{11}

$$S_{11} : AS \models D \equiv D \xrightarrow{SK} AS,$$

- Based on D_{14} , we apply *JR* rule on S_{11}

$$S_{12} : AS \models D \xrightarrow{SK} AS - Goal_1$$

- Based on R_5 and S_5 , we apply *MM* rule on M_4

$$S_{13} : D \models AS \sim M_4$$

- Based on R_4 , we apply *TV* rule on M_4

$$S_{14} : D \models AS \equiv ((D \xrightarrow{SK} AS), LT, ID_{new}, TK)$$

- Based on R_{12} and S_{14} , the *JR* rule

$$S_{15} : D \models (D \xrightarrow{SK} AS) Goal_2$$

B. Security Verification using Scyther tool

Scyther is a formal verification tool used to prove or disprove the security of protocols. The security protocols are modelled with the Security Protocol Description Language (.spdl). The proposed protocol's security properties are verified

Claim	Status	Comments
MA_D MA,D2 Secret r_2	Ok	No attacks within bounds.
MA,D3 Secret p_n	Ok	No attacks within bounds.
MA,D4 Alive	Ok	No attacks within bounds.
MA,D5 Weakagree	Ok	No attacks within bounds.
MA,D6 Nagree	Ok	No attacks within bounds.
MA,D7 Nisynch	Ok	No attacks within bounds.
MA,D8 Commit AS,r_1,r_2,PW,SID	Ok	No attacks within bounds.
AS MA,AS2 Secret r_1	Ok	No attacks within bounds.
MA,AS3 Secret L	Ok	No attacks within bounds.
MA,AS4 Alive	Ok	No attacks within bounds.
MA,AS5 Weakagree	Ok	No attacks within bounds.
MA,AS6 Nagree	Ok	No attacks within bounds.
MA,AS7 Nisynch	Ok	No attacks within bounds.
MA,AS8 Commit D,r_1,r_2,PW,SID	Ok	No attacks within bounds.

Fig. 4: Scyther tool result for Mutual authentication

using the scyther tool. As shown in Fig.4, the validation result clearly shows that our proposed protocol addresses all of the security claims such as Alive (i.e., guarantees that the communicating parties carry out all events), Weakagree (i.e., guarantees that the protocol is not vulnerable to impersonation attacks), Nisynch (i.e., guarantees that the sender sends all messages and that the recipient receives them), and Secret specified by scyther tool. As a result, we may conclude that the Scyther tool found no vulnerabilities in the proposed protocol.

VII. PERFORMANCE ANALYSIS

This section outlines the comparison of security features and experimental analysis to compute the cost of proposed protocol in terms of computational, communication, storage costs and energy consumption to examine the efficacy of the proposed protocol. In addition to this, we also demonstrate the overhead under unknown attacks and simulate the proposed protocol using the NS3 tool.

A. Experimental analysis using the MIRACL

This subsection demonstrates the experimental analysis performed using the MIRACL library [4] to compute the cost of the cryptographic operations employed in the proposed protocol. MIRACL is standard C\C++ based programming library used by cryptography researchers to compute the cost of cryptographic operations. The cryptographic symbols used in proposed protocol T_H , T_{AES} , T_{RSA} , T_{DH} and T_{PM} are defined as the time required for one way hash function (256 bit), (AES -128 bit) encryption/ decryption, (RSA -2048 bits) encryption/decryption, Diffie-Helmen (DH) and ECC multiplication (ECC -256 bits) respectively.

We computed the cost of cryptographic operations on two different platforms: (1) A desktop which is used as server and (2) on Raspberry Pi used as an IoT device.

Platform-1: A desktop as the Authentication Server (AS):

A desktop was used as a server having the configuration: Intel(R) Core(TM) i7-3770 with 3.40 GHz clock, 8 GB RAM running Linux Ubuntu 18.04.6 LTS.

Platform-2: A Raspberry Pi as the IoT Device (D):

A Raspberry Pi was used as the IoT device (UE) having the configuration: Model: 4B, CPU: ARM Cortex-A7, Cores: 4, and RAM: 8GB).

Each cryptographic primitive was run 100 times to see how well it works. Based on the longest and shortest run times, we estimated the average run-time in milliseconds (ms), which is shown in Table III.

TABLE III: Results obtained through experimental analysis using the MIRACL

Primitives	T_H	T_{PM}	T_{RSA}	T_{AES}	T_{DH}
Desktop (ms)	0.0032	0.495	4.69	.0036	1.0041
Raspberry Pi 4 (ms)	0.0315	1.54	8.14	0.041	3.042

B. Computational cost

In this section, we calculate and compare the cost of cryptographic operations in the proposed protocol and its counterparts. We use the computing time for cryptographic operations given in Table III, to evaluate the proposed protocol's performance. The computational cost required for proposed protocol is $(6T_{AES} + 2T_H) \approx 0.16$ (ms). The proposed protocol is least costly because it uses the combination of symmetric encryption and hash function. However, the combination of symmetric encryption and the hash function is less costly as compared to the combination of asymmetric encryption [4], [9]. Therefore, it is quite clear from the output of Table IV that the proposed protocol not only takes lesser cost compared to the protocols [3], [14], [15], [19], [22], [23] that use the asymmetric encryption but also the protocols [11], [13] that use the combination of symmetric and hash. However, the proposed protocol has slightly higher cost compared to symmetric encryption based protocols [10], [12] but provides more security features such as perfect forward secrecy, traceability, protection from ephemeral secret leakage, protection from privileged insider attack and fast reconnect which is lacking in [10], [12].

TABLE IV: Comparison of computation cost for protocols

P	Device side	Server side	Total cryptographic operations	Total time (ms)
[3]	$5T_H + 3T_{PM}$	$3T_H + 3T_{PM}$	$8T_H + 6T_{PM}$	6.2
[19]	$T_{RSA} + 2T_{AES} + T_H$	$T_{RSA} + T_{AES} + T_H$	$2T_{RSA} + 3T_{AES} + 2T_H$	12.9
[14]	$T_{RSA} + T_{AES} + T_{DH}$	$T_{RSA} + T_{DH}$	$2T_{RSA} + T_{AES} + 2T_{DH}$	16.9
[15]	$T_{DH} + T_{RSA}$	$T_{DH} + T_{RSA}$	$2T_{DH} + 2T_{RSA}$	16.8
[11]	$3T_{AES} + 3T_H + T_{MIC}$	$T_{AES} + 4T_H + T_{MIC}$	$4T_{AES} + 7T_H + 2T_{MIC}$	0.25
[10]	$2T_{AES}$	$2T_{AES}$	$4T_{AES}$	0.09
[12]	$2T_{AES}$	$2T_{AES}$	$4T_{AES}$	0.09
[13]	$2T_H + 3T_{AES}$	$2T_H + 2T_{AES}$	$4T_H + 5T_{AES}$	0.2
[22]	$T_{PM} + 5T_H$	$2T_{PM} + 6T_H$	$3T_{PM} + 11T_H$	2.7
[23]	$3T_{PM} + T_H$	$3T_{PM}$	$6T_{PM} + T_H$	6.10
Ours	$3T_{AES} + T_H$	$3T_{AES} + T_H$	$6T_{AES} + 2T_H$	0.16

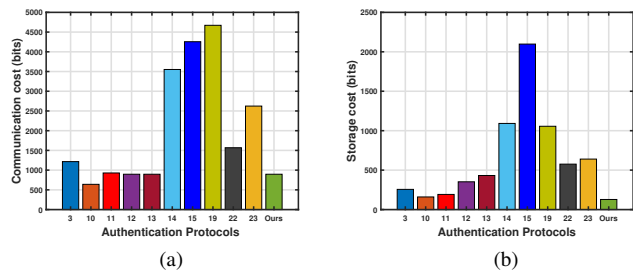


Fig. 5: Comparison of (a) Communication and (b) Storage cost of authentication protocols

C. Communication cost

This section calculates and compares the number of bits sent in the channel for the proposed protocol and its counterparts. Based on earlier research (see [4]), we assess the cost of communication that is, identity, random number, each requiring 160 bits. AES encryption/decryption, hashed output, public-key encryption/decryption using RSA, need 128 bits, 256 bits, 2048 bits, respectively. The communication bits required for proposed protocol is $(CH, T_1, Z_{UID}), (RCH, T_2), (RES_1, RES_2, T_3), (CH_F, T_4) \approx 896$ bits. The proposed protocol takes lesser communication cost because the exchanged messages are encrypted with AES . While AES with a 128-bit key has the same level of security as RSA with a 2048-bit key [4]. Therefore, the output of Fig.5a clearly indicates that proposed protocol has lesser communication cost not only the protocols [3], [14], [15], [19], [23] that use the RSA or ECC but also the protocols [11], [22] that use the AES for exchanged messages. However, the proposed protocol has slightly higher cost compared to [10] and equivalent to [12], [13] but provides more security features such as perfect forward secrecy, traceability, protection from ephemeral secret leakage, protection from privileged insider attack, and fast reconnect not provided by [10], [12], [13].

D. Storage cost

This section calculates the amount of memory required on the mobile device to hold the permanent protocol data. For the storage cost evaluation, we consider the cost of the cryptographic operations as indicated in [4]. In the proposed protocol, J is stored, which requires 128 bits. The storage cost evaluation shows that our proposed protocol require less storage cost compared to [3], [10]–[15], [19], [22], [23] as shown in Fig 5b.

E. Energy consumption

In this section, we compute the energy required for the proposed protocol and compare it with other related protocols. We compute the energy consumption as in [28]. The energy usage of a “StrongARM” CPU running at 133 MHz doing various tasks is summarised as the energy required for transmitting a bit is 0.00066 mj, energy required for AES symmetric enc/dec is 0.00217 mj, energy required for Hashed output is 0.000108 mj, energy required for public key enc/dec RSA is 15.3 mj. The energy consumption needed for the proposed protocol is $(896 \times 0.00066 + 6 \times 0.00217 + 2 \times 0.000108 = 0.59 \text{ mj})$. The proposed protocol uses the *AES* and hash function which requires lesser energy consumption as compared to *RSA* or *ECC* [28]. Therefore, we can infer from the output of energy consumption shown in Table V that proposed protocol consumes lesser energy not only the protocols [3], [14], [15], [19], [22], [23] that use the *RSA* and *ECC* but also the protocols [11]–[13] that use the *AES* and hash function. However, the proposed protocol has slightly higher energy consumption as compared to [10] but provides more security features than [10].

TABLE V: Comparison of energy consumption for protocols

P	Exchanged message	Energy consumption (mj)
[3]	$(1216 \times 0.00066 + 6 \times 9.1 + 8 \times 0.000108)$	55.4
[19]	$(4672 \times 0.00066 + 2 \times 15.1 + 3 \times 0.00207 + 2 \times 0.000108)$	33.28
[14]	$(3552 \times 0.00066 + 2 \times 15.1 + 1 \times 0.00207 + 2 \times 5.3)$	43.1
[15]	$(4256 \times 0.00066 + 2 \times 15.1 + 2 \times 5.3)$	43.60
[11]	$(928 \times 0.00066 + 4 \times 0.00207 + 7 \times 0.000108 + 2 \times 0.00708)$	0.7
[10]	$(640 \times 0.00066 + 4 \times 0.00207)$	0.5
[12]	$(896 \times 0.00066 + 4 \times 0.00207)$	0.6
[13]	$(768 \times 0.00066 + 5 \times 0.00207 + 4 \times 0.000108)$	0.55
[22]	$(1568 \times 0.00066 + 3 \times 9.1 + 11 \times 0.000108)$	28.33
[23]	$(2624 \times 0.00066 + 6 \times 9.1 + 1 \times 0.000108)$	56.33
Ours	$(896 \times 0.00066 + 6 \times 0.00207 + 2 \times 0.000108)$	0.59

F. Security analysis

This subsection compares the proposed protocol and its counterparts in terms of security features and functionality (mutual authentication, perfect forward secrecy, identity protection, traceability, ephemeral secret leakage, privileged insider attack, de-synchronization attack, replay attack, etc.). Table VI summarizes the findings. For the symmetric key-based authentication protocols [10]–[12], the security analysis in the [13] shows that [10]–[12] are prone to various attacks shown in Table VI. Apart from that, the findings of [14] reveal that existing symmetric key-based authentication protocols [10]–[13] do not offer the robust security that makes them inappropriate for practical implementation over WLAN. On the other hand, asymmetric key-based authentication protocols [3], [14], [15], [19], [22], [23] offer better security as compared to symmetric key-based authentication protocols but are expensive in terms of computational, communication cost, and energy consumption. Table IV, Fig. 5a, Fig 5b and Table V show this. Therefore, asymmetric key-based authentication protocols are unsuitable for ultra-low cost IoT devices. The outcome of Table VI indicates that as compared to [3], [10]–[15], [19], [22], [23], the proposed protocol provides robust security not only against identified attacks but also offers additional security features such as protection from the privileged insider attack, ephemeral secret leakage, and

traceability attack. Reason for this is that, after each successful authentication, the secrets such as identity of the device, keys, and random numbers used in the message exchange are updated. Therefore, accessing long-term secrets or the device where all the secrets are stored will not provide the attacker any insight into the session key or earlier secret information transmitted between the communicating entities. It is worth noting that not only symmetric encryption protocols [10]–[13] are vulnerable to various attacks, but the asymmetric encryption protocols also [3], [14], [15], [19], [22], [23] fail to offer some security features as illustrated in Table VI. Therefore, we can infer that the proposed protocol has a clear edge over its counterparts in terms of security.

TABLE VI: Comparison of security feature and functionality analysis for authentication protocols/NOTE: G1: mutual authentication; G2: perfect forward secrecy; G3: Identity protection; G4: tractability; G5: ephemeral secret leakage; G6: privileged insider attack; G7: de-synchronization attack; G8: replay attack; G9: fast reconnect; G10: illuminate secure channel requirements; G11: Prototype implementation; \checkmark -secure against attack, \times -insecure against attacks

Protocol	G1	G2	G3	G4	G5	G6	G7	G8	G9	G10	G11
[3]	\checkmark	\checkmark	\checkmark	\checkmark	\times	\times	\checkmark	\checkmark	\times	\checkmark	\times
[19]	\checkmark	\checkmark	\checkmark	\times	\times	\checkmark	\checkmark	\checkmark	\times	\times	\times
[14]	\checkmark	\checkmark	\checkmark	\times	\checkmark	\checkmark	\checkmark	\checkmark	\times	\times	\times
[15]	\checkmark	\checkmark	\checkmark	\checkmark	\times	\times	\times	\checkmark	\checkmark	\checkmark	\times
[11]	\checkmark	\times	\checkmark	\times	\times	\times	\checkmark	\checkmark	\checkmark	\times	\times
[10]	\checkmark	\times	\times	\times	\times	\times	\checkmark	\checkmark	\times	\times	\times
[12]	\checkmark	\times	\checkmark	\times	\times	\times	\checkmark	\checkmark	\times	\times	\times
[13]	\checkmark	\checkmark	\checkmark	\times	\times	\times	\checkmark	\checkmark	\times	\times	\times
[22]	\checkmark	\checkmark	\checkmark	\checkmark	\checkmark	\times	\checkmark	\checkmark	\times	\times	\times
[23]	\checkmark	\checkmark	\checkmark	\checkmark	\checkmark	\checkmark	\checkmark	\checkmark	\checkmark	\checkmark	\times
Ours	\checkmark	\checkmark	\checkmark	\checkmark	\checkmark	\checkmark	\checkmark	\checkmark	\checkmark	\checkmark	\checkmark

G. Performance under unknown attack

This section looks into how well the proposed protocol and its competitors function in the face of unforeseen attacks. In the preceding subsections, we demonstrate that the proposed protocol is resilient against all identified known attacks. We anticipate there will be certain unidentified attacks that are difficult to predict when they occur. Therefore, we assessed the performance of the proposed protocol in the face of unknown attack by calculating the likelihood impact of an unknown attack, similar to [29], [30]. The performance under the unknown attack of the proposed protocol and its counterparts is computed using the Equation (1).

$$C_A = \frac{C_S \times (1 - P) + C_f \times P}{(1 - P)} \quad (1)$$

The terms C_A , C_S , C_f and P used in Equation (1) represents average cost, total cost of the successful authentication, cost when protocol halts (i.e., Equation (2)) in the step k and probability of attack in step k (i.e., independent of steps in which attack happens). The chance of an unknown attack occurring in step k is $1/L$, where L is the total number of signaling messages in a single protocol execution. The outcome of Fig 6a, Fig. 6b, and Fig. 6c demonstrate that the proposed protocol outperforms its counterparts when unknown attack happens. This is due to the fact that the proposed protocol has less computational, communication and energy

consumption. However, the proposed protocol has slightly greater overhead than [10], [12] since they require less communication, computational, and energy. While the security study of [13] reveals that [10], [12] lack the prominent security characteristics, making them inappropriate for use in real-time applications. As a result of the findings, we may conclude that the proposed protocol performs better not in presence of known attacks, but also when unknown attack occurs.

$$C_f = \sum_{k=1}^L C_k \times \frac{1}{L} \quad (2)$$

H. Practical simulation using NS3

This section demonstrates the results of the experimental analysis carried out using the Network simulator tool NS3 [4]. We measure two network performance parameters (i.e., throughput and packet delivery ratio), to demonstrate the applicability of the authentication phase. Table VII depicts the parameters used in the simulation of authentication protocols.

TABLE VII: Parameters used in network simulation

Parameter	Value
Operating System	Ubuntu 18.04.6 LTS
Simulation Time	1800s
Network coverage area	100 m × 100 m
Number of Access point & Authentication server	1 & 1
Number of devices in scenario 1, 2, and 3	10, 20, and 30
Routing protocol	OLSR
MAC protocol	IEEE 802.11
Distance between the devices and Access point	20 m to 50 m

The authentication phase takes place between the D , AP and AS which contains four messages: (CH, Z_{UID}, T_1) , (RCH, T_2) , (RES_1, RES_2, T_3) , and (CH_F, T_4) , of size 288, 160, 288, and 160 bits long. In order to show the efficiency, we also simulate the existing authentication protocols [11] [13] [14].

1) *Impact on Throughput* : The throughput is computed based on the number of bits transmitted per unit using the Equation (3).

$$Throughput = \sum \frac{P_{M_i} \times N_i}{t}, \quad (3)$$

Whereas P_{M_i} denotes the number of received packet of i type, N_i denotes the length of the packet of type i and t denotes the total time. The outcome of the throughput for scenarios 1, 2, and 3 are 915, 956, and 986 Kbps, respectively. The comparison result shown in Fig. 7a indicates that the proposed protocol has the highest throughput compared to [11], [13], [14]. This is due to the fact that the message size and cryptographic operations of the proposed protocol are less than the [11], [13], [14]. Apart from that, it can be observed from the throughput results that when the number of nodes exceeds, throughput exceeds as well. The main reason behind this is that the number of authentications between the server and the devices has increased.

2) *Packet delivery ratio (PDR)* : The Packet delivery ratio is the parameter used to track network congestion using the Equation (4).

$$PDR = \frac{R_p}{S_p} \quad (4)$$

Where R_p represents the number of the received packet, and S_p represents the number of sent packets by the sender. The Packet delivery ratios for scenarios 1, 2, and 3 are 98.3%, 97%, and 95%, respectively. The comparison result shown in Fig. 7b shows that the proposed protocol has the highest packet delivery ratio as compared to [11], [13], [14]. The outcome of the packet delivery ratio shows that as the number of nodes increases, the PDR decreases due to congestion.

VIII. PROTOTYPE IMPLEMENTATION

To determine the feasibility of the proposed protocol, a prototype test-bed was created for real time implementation. We set up a TCP-based communication channel between the communicating entities, as shown in Fig. 8. A Wireless Access Point (AP) was used to route the connection. The channel was built on a Java platform and used a socket-based inter-process communication (IPC) method. To complete the message flow, two primary classes were formalized, and the IPC scenario was established using the sequence shown in Fig. 1. It was assumed that pre-shared symmetric key would be distributed to all parties involved in communication. In Fig. 8, the derived parameters and procedures are listed. We tested our protocol for two different setup as explained below. The goal was to compare and contrast the performance of a resource-limited IoT device with those of a resource-rich device.

Setup-1: A laptop as IoT device and a desktop as the server: We use a laptop as the IoT device baring the configurations: Intel(R) Core(TM) i7-3770 with 3.40 GHz clock, 8 GB RAM running on Windows 10 and the desktop as the server which specifications are indicated in Fig. 8.

Setup-2: A Raspberry Pi as the IoT Device and desktop as the server: A Raspberry Pi (Model : 4B, CPU: ARM@ Cortex@-A7, Cores : 4, and RAM : 8GB) was deployed as the IoT device (D). The same Wireless AP was deployed for both scenarios. This scenario reflects a real resource-constrained IoT environment.

To demonstrate the efficacy in terms of average completion time, we implement the proposed protocol and the more contemporary protocols [11], [13], [14] in a test-bed environment. These protocols are implemented for different key sizes (i.e.(Size combination (SC1)=(AES-128, Hash-160)), (SC2=(AES-128, Hash-256)), (SC3=(AES-256, Hash-160)), (SC4=(AES-256, Hash-256))). While, we used RSA encryption with a 2048-bit key size for the [14]. The comparison outcome of Fig. 9a and Fig. 9b shows that proposed protocol has the less average completion time compared to [11], [13], [14]. The rationale behind this is that proposed protocol takes less communication and computational cost compared to [11], [13], [14]. Apart from that, [14] is based on asymmetric encryption that is why it requires very high completion time while [11], [13] are based on symmetric that requires the high completion time compared to proposed protocol and are vulnerable to several types of attacks shown in Table VI. Therefore, we can conclude from the implementation results that proposed protocol performs better compared to asymmetric encryption based protocol [14] as well as symmetric encryption based protocols [11], [13].

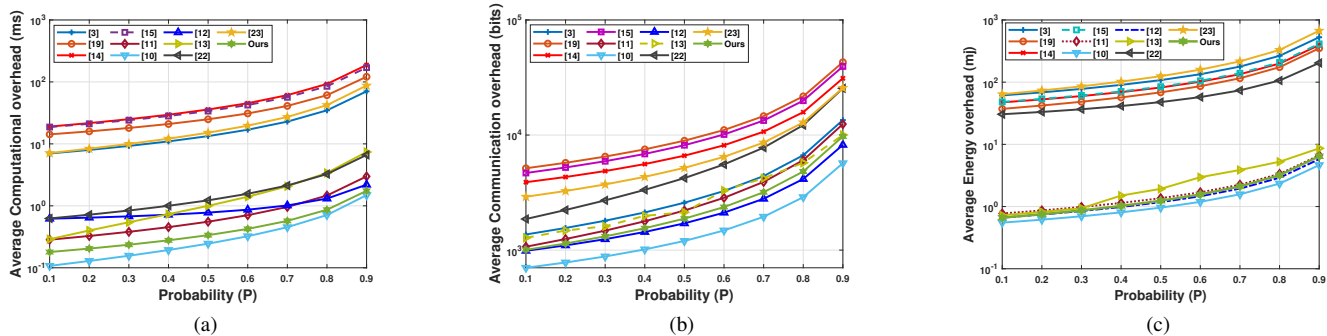


Fig. 6: Comparison Overhead under unknown attacks (a) Computational, (b) Communication and (c) Energy consumption of authentication protocols

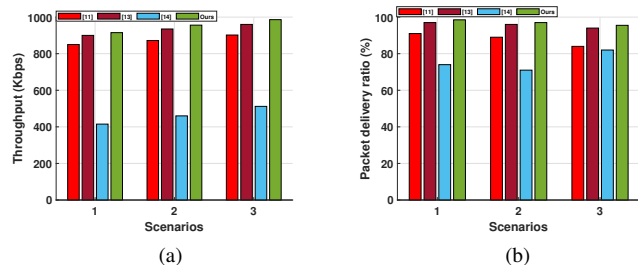


Fig. 7: Comparison of network performance (a) Throughput, (b) Packet delivery ratio of protocols

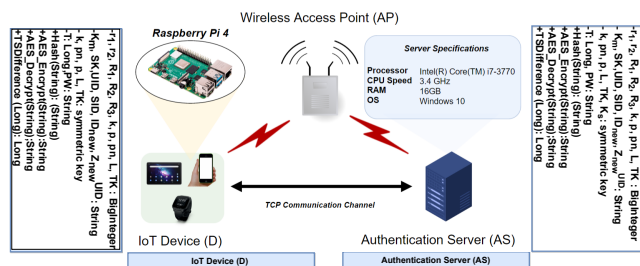


Fig. 8: Prototype Test-bed Implementation of the Protocol

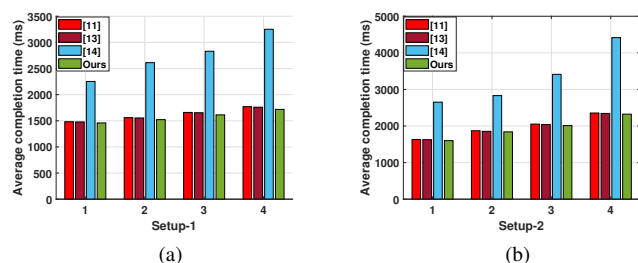


Fig. 9: Comparison of completion time (a) Setup-1, (b) Setup-2 of authentication protocols

IX. CONCLUSION

In this paper, we present a mutual authentication protocol for the WLAN communication. To achieve a balance between

security criteria and at the same time being lightweight, the proposed protocol employs a combination of symmetric encryption and hash functions. We provide an informal and formal (using BAN logic and Scyther tool) analysis of the proposed protocol, which demonstrates that it is secure against the attacks. Moreover, we evaluate the proposed protocol's performance in terms of computational, communication, storage, and energy consumption, demonstrating that the proposed protocol is lesser expensive than the existing protocols. In addition to this, we compute the overhead under unknown attacks indicating that proposed protocol takes less overhead compared to its counterparts. Furthermore, we show the practical simulation of the proposed protocol using the NS3 tool to confirm its applicability in practical scenarios. A prototype implementation has been done to show that it can be easily implemented in real time applications. As a result, we may conclude that the proposed protocol is safe, efficient, suitable for IoT applications and provide the balance between the security and cost.

REFERENCES

- [1] J. Huang, L. Kong, G. Chen, M.-Y. Wu, X. Liu, and P. Zeng, "Towards secure industrial iot: Blockchain system with credit-based consensus mechanism," *IEEE Transactions on Industrial Informatics*, vol. 15, no. 6, pp. 3680–3689, 2019.
- [2] M. Liyanage, A. Braeken, P. Kumar, and M. Ylianttila, *IoT security: Advances in authentication*. John Wiley & Sons, 2020.
- [3] L. D. Tsobdjou, S. Pierre, and A. Quintero, "A new mutual authentication and key agreement protocol for mobile client—server environment," *IEEE Transactions on Network and Service Management*, vol. 18, no. 2, pp. 1275–1286, 2021.
- [4] J. Lee, G. Kim, A. K. Das, and Y. Park, "Secure and efficient honey list-based authentication protocol for vehicular ad hoc networks," *IEEE Transactions on Network Science and Engineering*, vol. 8, no. 3, pp. 2412–2425, 2021.
- [5] T. Bolton, T. Dargahi, S. Belguith, M. S. Al-Rakhami, and A. H. Sodhro, "On the security and privacy challenges of virtual assistants," *Sensors*, vol. 21, no. 7, p. 2312, 2021.
- [6] H. A. Omar, K. Abboud, N. Cheng, K. R. Malekshan, A. T. Gamage, and W. Zhuang, "A Survey on High Efficiency Wireless Local Area Networks: Next Generation WiFi," *IEEE Communications Surveys & Tutorials*, vol. 18, no. 4, pp. 2315–2344, 2016.
- [7] C. Nykvist, M. Larsson, A. H. Sodhro, and A. Gurtov, "A lightweight portable intrusion detection communication system for auditing applications," *International Journal of Communication Systems*, vol. 33, no. 7, p. e4327, 2020.
- [8] B. Aboba, L. Blunk, J. Vollbrecht, J. Carlson, H. Levkowitz *et al.*, "Extensible authentication protocol (EAP)," *Request for comments-3748*, 2004.

- [9] C.-I. Fan, Y.-H. Lin, and R.-H. Hsu, "Complete eap method: User efficient and forward secure authentication protocol for ieee 802.11 wireless lans," *IEEE transactions on parallel and distributed systems*, vol. 24, no. 4, pp. 672–680, 2012.
- [10] A. Pandey, P. K. Pant, and R. Tripathi, "A system and method for authentication in wireless local area networks (wlans)," *Proceedings of the National Academy of Sciences, India Section A: Physical Sciences*, vol. 86, no. 2, pp. 149–156, 2016.
- [11] A. Kumar and H. Om, "A secure, efficient and lightweight user authentication scheme for wireless lan," in *2016 International Conference on Emerging Trends in Engineering, Technology and Science (ICETETS)*. IEEE, 2016, pp. 1–9.
- [12] B. Dey, S. Vishnu, and O. S. Swarnkar, "An efficient dynamic key based eap authentication framework for future ieee 802.11 wireless lans," in *Proceedings of the 2nd International Conference on Digital Signal Processing*, 2018, pp. 125–131.
- [13] A. K. Yadav, M. Misra, M. Liyanage, and G. Varshney, "Secure and user efficient eap-based authentication protocol for ieee 802.11 wireless lans," in *2020 IEEE 17th International Conference on Mobile Ad Hoc and Sensor Systems (MASS)*. IEEE, 2020, pp. 576–584.
- [14] P. Kumar and D. Kumar, "A secure n-secret based client authentication protocol for 802.11 wlans," *Telecommunication Systems*, vol. 75, no. 3, pp. 259–271, 2020.
- [15] K. Moriarty and S. Farrell, "Deprecating tls 1.0 and tls 1.1," *Internet Engineering Task Force, RFC*, vol. 8996, 2021.
- [16] D. Simon, B. Aboba, R. Hurst *et al.*, "The eap-tls authentication protocol," *RFC 5216*, 2008.
- [17] P. Funk and S. Blake-Wilson, "Extensible authentication protocol tunneled transport layer security authenticated protocol version 0 (eap-tlsv0)," *RFC 5281*, August, Tech. Rep., 2008.
- [18] N. Cam-Winget, D. McGrew, J. Salowey, and H. Zhou, "The flexible authentication via secure tunneling extensible authentication protocol method (eap-fast)," *draft-cam-winget-eap-fast-03*, 2007.
- [19] B. Shojaie, I. Saberi, and M. Salleh, "Enhancing eap-tls authentication protocol for ieee 802.11 i," *Wireless Networks*, vol. 23, no. 5, pp. 1491–1508, 2017.
- [20] O. Cheikhrouhou, M. Laurent, A. B. Abdallah, and M. B. Jemaa, "An eap-ehash authentication method adapted to resource constrained terminals," *Annals of telecommunications-Annales des télécommunications*, vol. 65, no. 5, pp. 271–284, 2010.
- [21] Y. E. H. El Idrissi, N. Zahid, and M. Jedra, "A new eap authentication method for ieee 802.11 wireless," *IJCSNS*, vol. 11, no. 6, p. 1, 2011.
- [22] B. Baruah and S. Dhal, "An efficient authentication scheme for secure communication between industrial iot devices," in *2020 11th International Conference on Computing, Communication and Networking Technologies (ICCCNT)*. IEEE, 2020, pp. 1–7.
- [23] Y. Zhang, R. H. Deng, E. Bertino, and D. Zheng, "Robust and universal seamless handover authentication in 5g hetnets," *IEEE Transactions on Dependable and Secure Computing*, vol. 18, no. 2, pp. 858–874, 2019.
- [24] D. Dolev and A. Yao, "On the security of public key protocols," *IEEE Transactions on information theory*, vol. 29, no. 2, pp. 198–208, 1983.
- [25] R. Canetti and H. Krawczyk, "Universally composable notions of key exchange and secure channels," in *International Conference on the Theory and Applications of Cryptographic Techniques*. Springer, 2002, pp. 337–351.
- [26] M. Abadi and M. R. Tuttle, "A logic of authentication," in *ACM Transactions on Computer Systems*. Citeseer, 1990.
- [27] C. J. F. Cremers, *Scyther: Semantics and verification of security protocols*. Eindhoven university of Technology Eindhoven, Netherlands, 2006.
- [28] Z. Xu, X. Li, J. Xu, W. Liang, and K.-K. R. Choo, "A secure and computationally efficient authentication and key agreement scheme for internet of vehicles," *Computers & Electrical Engineering*, vol. 95, p. 107409, 2021.
- [29] J. Cao, M. Ma, Y. Fu, H. Li, and Y. Zhang, "Cppha: Capability-based privacy-protection handover authentication mechanism for sdn-based 5g hetnets," *IEEE transactions on dependable and secure computing*, vol. 18, no. 3, pp. 1182–1195, 2019.
- [30] R. Ma, J. Cao, D. Feng, H. Li, and S. He, "Ftgpha: Fixed-trajectory group pre-handover authentication mechanism for mobile relays in 5g high-speed rail networks," *IEEE transactions on vehicular technology*, vol. 69, no. 2, pp. 2126–2140, 2019.



Awaneesh Kumar Yadav (Member, IEEE) is doing Ph.D in the Department of Computer Science and Engineering, Indian Institute of Technology Roorkee, India. His research area includes Network security, 5G security, IoT & Cloud Security. He did his M.Tech in the Department of Computer Science and Engineering, National Institute of Technology Rourkela, India, in 2019.



Manoj Misra (Member, IEEE) is a Professor in Department of Computer Science and Engineering at IIT Roorkee. Dr. Misra got his PhD from University of New Castle upon Tyne and has past experience of working as an Engineer at CMC Limited Noida, Assistant Engineer at Hindustan Aeronautic Limited at Kanpur India, Assistant Professor at HBTI Kanpur. His research interests include Distributed Computing, Performance Evaluation, Computer Networks, Network Security and Cyber frauds.



since November 2019. His research areas include modeling of complex networks, information diffusion on real networks, social security on online social networks, and network representation learning

Pradumn Kumar Pandey (Member, IEEE) received the Bachelor of Technology and Ph.D. degrees in computer science and engineering from IIT Jodhpur, Jheepasani, India. He was an Institute Post-Doctoral Fellow with the Department of Computer Science and Engineering, IIT Kharagpur, Kharagpur, India, from May to September 2018. He worked as a DST INSPIRE Faculty Member with the Department of Computer Science and Engineering, IIT Roorkee, Roorkee, India, from October 2018 to October 2019, where he has been working as an Assistant Professor



Madhusanka Liyanage (Senior Member, IEEE) received his the Doctor of Technology degree in communication engineering from the University of Oulu, Oulu, Finland, in 2016. From 2011 to 2012, he worked as a Research Scientist at the I3S Laboratory and Inria, Sophia Antipolis, France. He is currently an assistant professor/Ad Astra Fellow and the Director of Graduate Research at the School of Computer Science, University College Dublin, Ireland. He is also acting as an adjunct Processor at the Center for Wireless Communications, University of Oulu, Finland and Department of Electrical and Information Engineering - University of Ruhuna, Sri Lanka. He was also a recipient of the prestigious Marie Skłodowska-Curie Actions Individual Fellowship during 2018-2020. In 2020, he received the "2020 IEEE ComSoc Outstanding Young Researcher" award by IEEE ComSoc EMEA. Dr. Liyanage is an expert consultant at European Union Agency for Cybersecurity (ENISA). In 2021, Liyanage was elevated as Funded Investigator of Science Foundation Ireland CONNECT Research Centre, Ireland. He was ranked among the World's Top 2% Scientists (2020) in the List prepared by Elsevier BV, Stanford University, USA. Also, he was awarded a Irish Research Council (IRC) Research Ally Prize as part of the IRC Researcher of the Year 2021 awards for the positive impact he have made as a supervisor. Moreover, he is an expert reviewer at different funding agencies in France, Qatar, UAE, Sri Lanka, and Kazakhstan. Dr. Liyanage's research interests are 5G/6G, SDN, IoT, Blockchain, MEC, mobile, and virtual network security. More info: www.madhusanka.com